













Year 5 Autumn 2 Curriculum Map

Subject	Focus/Opportunities for learning
<p>English</p> 	<p>Treason by Berlie Doherty</p> <p>Narrative Writing – Vocabulary work, Setting sentences, Diary writing, The Snowman</p> <p>Non-Fiction – Informal letter, Biography</p>
<p>Maths</p> 	<p>Addition and subtraction Inverse operations (addition and subtraction), Multi-step addition and subtraction problems, Compare calculations, Find missing numbers.</p> <p>Multiplication and Division Multiples, Common multiples, Factors, Common factors, Prime numbers, Square numbers, Cube numbers, Multiply by 10, 100 and 1,000, Divide by 10, 100 and 1,000, Multiples of 10, 100 and 1,000</p> <p>Perimeter and Area Perimeter of rectangles, Perimeter of rectilinear shapes, Perimeter of polygons, Area of rectangles, Area of compound shapes, Estimate area.</p>
<p>Science</p> 	<p>Properties and changes of materials</p> <ul style="list-style-type: none"> • compare and group together everyday materials on the basis of their properties, including their hardness, solubility, transparency, conductivity (electrical and thermal), and response to magnets • know that some materials will dissolve in liquid to form a solution, and describe how to recover a substance from a solution • use knowledge of solids, liquids and gases to decide how mixtures might be separated, including through filtering, sieving and evaporating • give reasons, based on evidence from comparative and fair tests, for the particular uses of everyday materials, including metals, wood and plastic • demonstrate that dissolving, mixing and changes of state are reversible changes • explain that some changes result in the formation of new materials, and that this kind of change is not usually reversible, including changes associated with burning and the action of acid on bicarbonate of soda
<p>History</p> 	<p>Tudors</p> <ul style="list-style-type: none"> • Who were the Tudors? • The War of the Roses • Tudor Lifestyle • Diversity in Tudor England • Henry VIII and his six wives • Tudor Exploration • A Tudor Christmas
<p>Computing</p> 	<p>Fun with AR – Information Technology</p> <ul style="list-style-type: none"> • To improve the quality and presentation of my work using editing and formatting techniques. • To create a subject specific vlog and understand the potential risks of sharing content online. • To film and produce a short video with elements such as text, images, narration and music. • To create digital graphics and illustrations. • To understand how to create digital art using Apple's Keynote. To export graphics with a transparent background. Outcome: To import graphics into an app. • To use an AR content creation app. • To record audio and video to showcase an AR experience. To film and produce a short video. • To make a QR codes that links to a piece of my own work.

<p>French</p> 	<p>Je me présente (presenting myself)</p> <ul style="list-style-type: none"> • Use basic greetings in French, ask somebody how they are feeling and reply when asked. • Ask somebody their name in French and reply when asked. • Recall the numbers 1-10 and count from 11-20 in French. • Ask somebody how old they are in French and reply when asked. • Ask somebody where they live in French and reply when asked. • Express their nationality in French and understand basic gender agreement rules.
<p>Art & Design</p> 	<p>Hans Holbein – Tudor Portraits</p> <ul style="list-style-type: none"> • Learn about the Tudor painter Hans Holbein • Comparison of portraits • Introduction to sketching and different pencil types • Creating a Tudor style portrait
<p>D & T</p> 	<p>Textiles - Stuffed Christmas Decorations</p> <ul style="list-style-type: none"> • Design a stuffed decoration, considering the main component shapes of their decoration. • Create an appropriate template for their stuffed decoration. • Join two pieces of fabric using a blanket stitch. • Neatly cut out their fabric. • Use appliqué or decorative stitching to decorate the front of their decoration. • Use blanket stitch to assemble their stuffed decoration, repairing when needed. • Identify what worked well and areas for improvement.
<p>RE</p> 	<p>Theme: Christmas Concept: Incarnation Key Question: Is the Christmas story true? Religion: Christianity</p>
<p>PE</p> 	<p>Yoga – Tuesday</p> <ul style="list-style-type: none"> • To lead others through poses and flows. • To create a yoga flow individually and with others. • To move with control from one pose to another demonstrating good balance. • To provide feedback to others using key terminology and can use feedback provided to improve my work.. • To use my breath to move from pose to pose. • To show balance, strength and flexibility whilst holding yoga poses. <p>Hockey - Thursday</p> <ul style="list-style-type: none"> • To develop dribbling to beat a defender. • To send and receive the ball with control under pressure. • To select the appropriate skill, choosing when to pass and when to dribble. • To move into and create space to support a teammate. • To use the appropriate defensive technique for the situation. • To apply rules, skills and principles to play in a tournament. • To apply rules, skills and principles to play in a tournament.
<p>PSHE</p> 	<p>Celebrating Difference (Jigsaw)</p> <ul style="list-style-type: none"> • To understand that cultural differences sometimes cause conflict • To understand what racism is • To understand how rumour-spreading and name-calling can be bullying behaviours • To explain the difference between direct and indirect types of bullying • To compare my life with people in the developing world • To understand a different culture from my own
<p>Music</p> 	<ul style="list-style-type: none"> • To understand rhythm, beat & metre. • To learn about simple time • To learn to play the recorder • To understand how to read music on the staff. • To explore sound effects in classical music • To compose a seasonal soundscape using recorders & percussion